

PRO-AIR UNITS - 4 MODELS

P-03, P-06, P-12 & P-20

BAL-TROL® IS THE COST EFFECTIVE, ERGONOMIC SOLUTION FOR WORKPLACE LIFTING.

TWO MOUNTING STYLES: HORIZONTAL AND VERTICAL

- For All Repetitive Lifting Applications.
- Made to Order Travels from 1 Foot to 30 Feet or More.
- Smallest, Most Compact Bal-Trol®.
- Same Lifting Capacity as M, F, and SM Models.
- Simple to Operate.
- It Contains No Expensive Electronic Components or Computer Parts to Fail, Overheat, Have Moisture Damage or Require Reprogramming.



| LOAD CAPACITY | | | | |
|---------------|---------|----------|----------|----------|
| RATIO | P-03 | P-06 | P-12 | P-20 |
| | 80 PSI | 80 PSI | 80 PSI | 80 PSI |
| 8:1 | 40 LBS. | 75 LBS. | 150 LBS. | N/A |
| 6:1 | 60 LBS. | 100 LBS. | 200 LBS. | N/A |
| 4:1 | 80 LBS. | 125 LBS. | 300 LBS. | 500 LBS. |

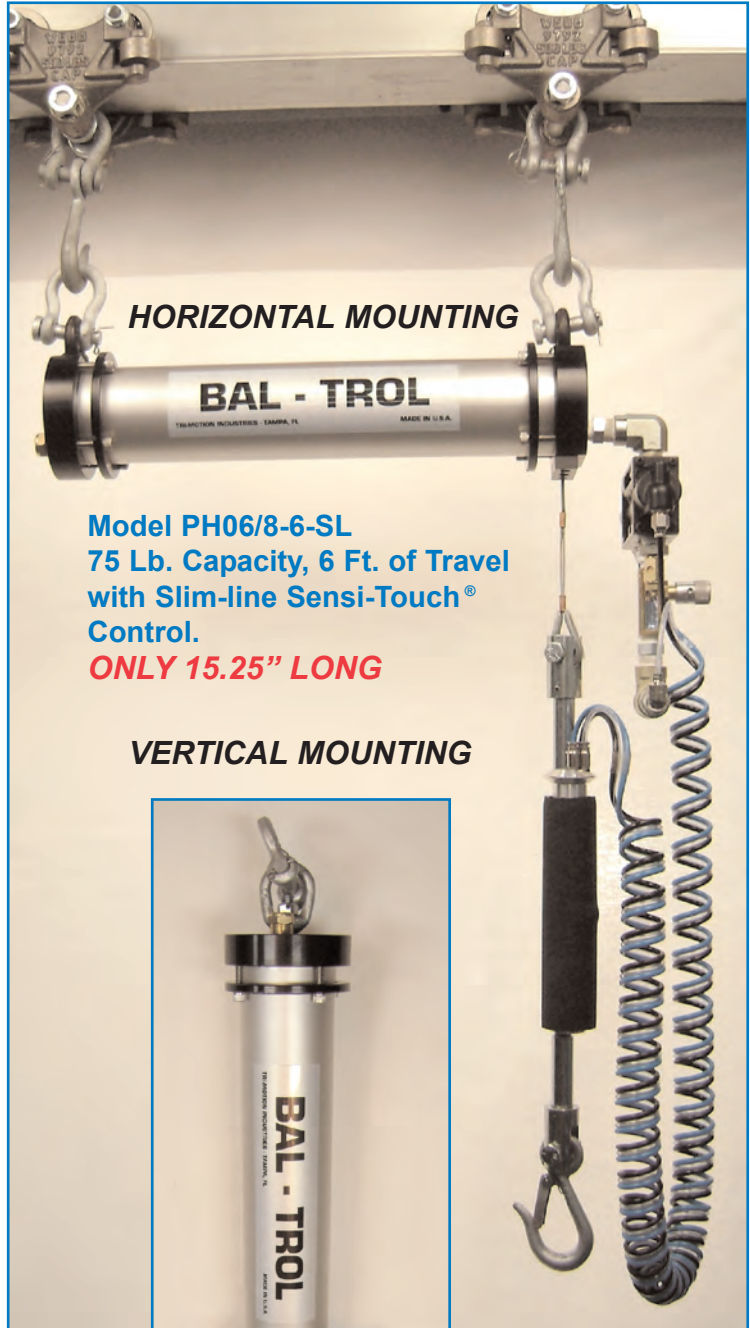
Examples:

Model - PH12/6-7-H
Pro-Air, Horizontal Mtg., 200 lbs. Capacity, 7' travel, Speed Handle Mtg. Control.

Model - PH06/8-4-SL
Pro-Air, Horizontal Mtg., 75 lbs. Capacity, 4' travel, Slim-Line Sensi-Touch® Control.

Model - PV03/6-6-B
Pro-Air, Vertical Mtg., 60 lbs. Capacity, 6' travel, Balance Control.

CHECK UNIT'S OVERALL LENGTH, HORIZONTAL & VERTICAL DIMENSIONS. SEE PAGE 8.



Model PH06/8-6-SL
75 Lb. Capacity, 6 Ft. of Travel with Slim-line Sensi-Touch® Control.
ONLY 15.25" LONG

HOW TO ORDER PRO-AIR UNITS

P **V** **03** **3** / **6** — **6** — **B**
MOUNTING V/H MODEL RATIO TRAVEL (6 FT.) BALANCE CONTROL

PV03/6-6-B Pro-Air Unit, Vertical mounting, 60 lb. Capacity @ 80 PSI, 6 ft. travel with Balance Control.

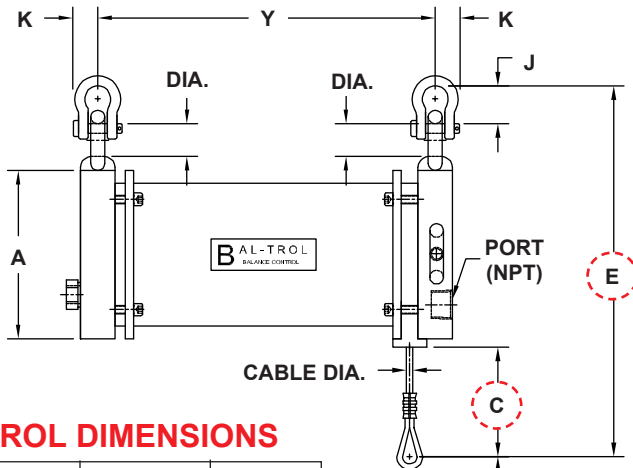
Pro-Air units are covered by U.S. Patent No. 7,798,472-B2. Also shown, the Slim-Line Sensi-Touch® is covered by U.S. Patent No. 6,595,104-B2.

U.S. Patent No. 7,798,472-B2

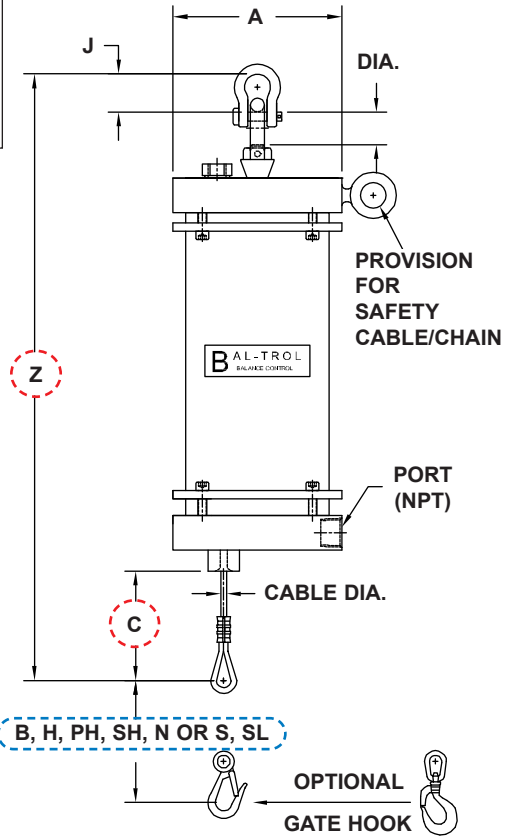
PH & PV - HORIZONTAL AND VERTICAL DIMENSIONS

| MODEL | A | C | E | J | K | DIA. | CABLE DIA. | PORT (NPT) |
|-------|------|------|-------|------|-----|------|----------------------------|------------|
| 03 | 3.63 | 4.50 | 10.54 | 1.50 | .93 | .78 | ID: 1/16 OD: 3/32 (7 X 7) | 1/4 |
| 06 | 4.50 | 4.50 | 11.64 | 1.50 | .93 | .78 | ID: 3/32 OD: 1/8 (7 X 19) | 3/8 |
| 12 | 6.25 | 5.50 | 14.24 | 1.50 | .93 | .97 | ID: 1/8 OD: 3/16 (19 X 7) | 3/8 |
| 20 | 7.38 | 5.50 | 16.00 | 1.50 | .93 | 1.18 | ID: 3/16 OD: 6/16 (7 X 19) | 1/2 |

NOTE: DIMENSIONS "C", "E" & "Z" DO NOT INCLUDE CONTROL.

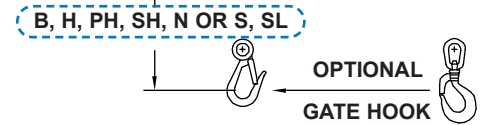
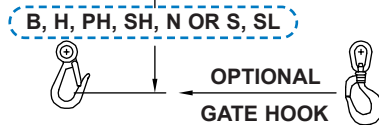


NOTE: DIMENSIONS "C", "E" & "Z" DO NOT INCLUDE CONTROL



CONTROL DIMENSIONS

| MODEL | B CONTROL | H, PH, SH, N CONTROL | S, SL CONTROL |
|-------|-----------|----------------------|---------------|
| 03 | 3.00 | 3.00 | 16.69 |
| 06 | 3.00 | 3.00 | 16.69 |
| 12 | 10.00 | 3.00 | 16.69 |
| 20 | 12.50 | 4.00 | 17.69 |



PRO-AIR MODEL OVERALL LENGTHS AT VARIOUS HOOK TRAVEL.

| 80 PSI ▶ TRAVEL FEET | 40 LBS. | | 60 LBS. | | 80 LBS. | | 75 LBS. | | 100 LBS. | | 125 LBS. | | 150 LBS. | | 200 LBS. | |
|----------------------|---------|--------|---------|--------|---------|--------|---------|--------|----------|--------|----------|--------|----------|--------|----------|--------|
| | HORIZ. | VERT. | HORIZ. | VERT. | HORIZ. | VERT. | HORIZ. | VERT. | HORIZ. | VERT. | HORIZ. | VERT. | HORIZ. | VERT. | HORIZ. | VERT. |
| | PH03/8 | PV03/8 | PH03/6 | PV03/6 | PH03/4 | PV03/4 | PH06/8 | PV06/8 | PH06/6 | PV06/6 | PH06/4 | PV06/4 | PH12/8 | PV12/8 | PH12/6 | PV12/6 |
| 1' | 6.46 | 15.42 | 6.96 | 15.92 | 7.96 | 16.92 | 7.75 | 17.06 | 8.25 | 17.56 | 9.25 | 18.56 | 10.12 | 21.00 | 10.62 | 21.50 |
| 2' | 7.96 | 16.92 | 8.96 | 17.92 | 10.96 | 19.92 | 9.25 | 18.56 | 10.25 | 19.56 | 12.25 | 21.56 | 11.62 | 22.50 | 12.62 | 23.50 |
| 3' | 9.46 | 18.42 | 10.96 | 19.92 | 13.96 | 22.92 | 10.75 | 20.06 | 12.25 | 21.56 | 15.25 | 24.56 | 13.12 | 24.00 | 14.62 | 25.50 |
| 4' | 10.96 | 19.92 | 12.96 | 21.92 | 16.96 | 25.92 | 12.25 | 21.56 | 14.25 | 23.56 | 18.25 | 27.56 | 14.62 | 25.50 | 16.62 | 27.50 |
| 5' | 12.46 | 21.42 | 14.96 | 23.92 | 19.96 | 28.92 | 13.75 | 23.06 | 16.25 | 25.56 | 21.25 | 30.56 | 16.12 | 27.00 | 18.62 | 29.50 |
| 6' | 13.96 | 22.92 | 16.96 | 25.92 | 22.96 | 31.92 | 15.25 | 24.56 | 18.25 | 27.56 | 24.25 | 33.56 | 17.62 | 28.50 | 20.62 | 31.50 |
| 7' | 15.46 | 24.42 | 18.96 | 27.92 | 25.96 | 34.92 | 16.75 | 26.06 | 20.25 | 29.56 | 27.25 | 36.56 | 19.12 | 30.00 | 22.62 | 33.50 |
| 8' | 16.96 | 25.92 | 20.96 | 29.92 | 28.96 | 37.92 | 18.25 | 27.56 | 22.25 | 31.56 | 30.25 | 39.56 | 20.62 | 31.50 | 24.62 | 35.50 |
| 9' | 18.46 | 27.42 | 22.96 | 31.92 | 31.96 | 40.92 | 19.75 | 29.06 | 24.25 | 33.56 | 33.25 | 42.56 | 22.12 | 33.00 | 26.62 | 37.50 |
| 10' | 19.96 | 28.92 | 24.96 | 33.92 | 34.96 | 43.92 | 21.25 | 30.56 | 26.25 | 35.56 | 36.25 | 45.56 | 23.62 | 34.50 | 28.62 | 39.50 |

| 80 PSI ▶ TRAVEL FEET | 300 LBS. | | 500 LBS. | |
|----------------------|----------|--------|----------|--------|
| | HORIZ. | VERT. | HORIZ. | VERT. |
| | PH12/4 | PV12/4 | PH20/4 | PV20/4 |
| 1' | 11.62 | 22.50 | 15.75 | 26.50 |
| 2' | 14.62 | 25.50 | 18.75 | 29.50 |
| 3' | 17.62 | 28.50 | 21.75 | 32.50 |
| 4' | 20.62 | 31.50 | 24.75 | 35.50 |
| 5' | 23.62 | 34.50 | 27.75 | 38.50 |
| 6' | 26.62 | 37.50 | 30.75 | 41.50 |
| 7' | 29.62 | 40.50 | 33.75 | 44.50 |
| 8' | 29.62 | 40.50 | 36.75 | 47.50 |
| 9' | 35.62 | 46.50 | 39.75 | 50.50 |
| 10' | 38.62 | 49.50 | 42.75 | 53.50 |

THESE CHARTS INDICATE THE OVERALL LENGTH, IN INCHES, OF UNITS AT VARIOUS TRAVEL. THESE MEASUREMENTS DO NOT INCLUDE THE CONTROL DIMENSIONS.

SEE CONTROLS PAGES 3-5

NOTE: We Reserve the Right to Change Specifications & Dimensions Without Notice. When Specifications Are Critical, Consult Factory.