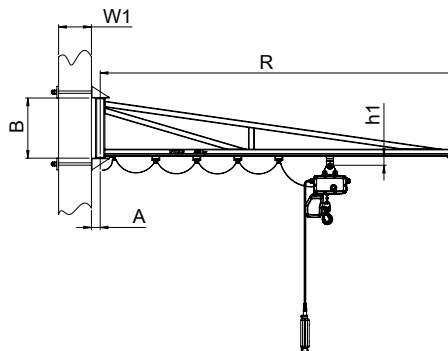
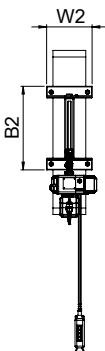
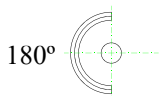
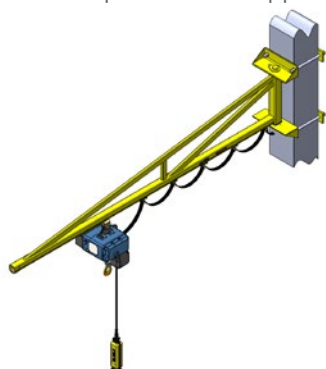


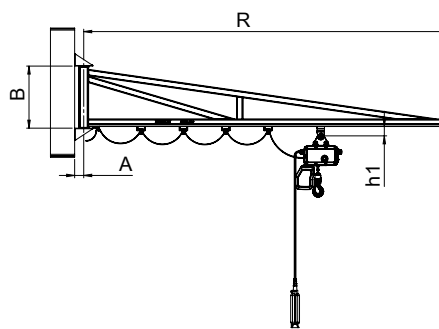
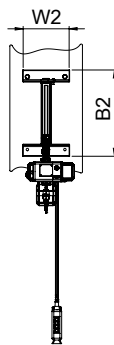
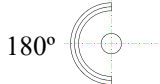
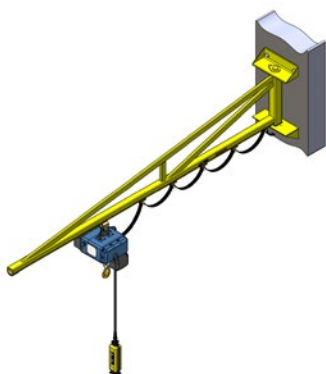
Clamp around Column Mounted Jib Cranes

NIKO column mounted jib cranes comprise of an arm and a pair of brackets that can be clamped around an existing building column/stanchion/pillar. The support structure must be tested by a structural engineer to ensure it is strong enough to sustain the weight of the jib when loaded. The arm is then located between the pair of clamping brackets and fixed using a pivot pin. The arm then rotates around the support column and enables lifting within a predetermined arc. Anti-slip measures must be taken to ensure that the jib crane cannot slip down the support column.



Wall Mounted Jib crane

NIKO wall mounted jib cranes comprise of an arm and a pair of brackets that can be bolted or welded to an existing wall or building column/stanchion/pillar. The support structure must be tested by a structural engineer to ensure it is strong enough to sustain the weight of the jib when loaded. The arm is then located between the pair of clamping brackets and fixed using a pivot pin. The arm then rotates around the support column and enables lifting within a predetermined arc.



SWL (kg)	NIKO Profile Jib Crane Part No.		Arm Dimensions				Wall/Face Mounted & Clamp Around Column Bracket Dimensions			
	Column Mounted	Wall Mounted	R (m)	NIKO Track Profile	Kingpin Height B (mm)	Trolley Depth h1 (mm)	Overall Height B2 (mm)	Bracket Width W2 (mm)	W1 (mm)	Pivot Point A (mm)
80	24.J053.C	24.J053	3	24.000	500	65	680	380	500	75
	24.J054.C	24.J054	4	24.000	500	65	680	380	500	75
	24.J065.C	24.J065	5	24.000	600	65	780	380	500	75
	25.J066.C	25.J066	6	25.000	600	77	780	380	500	75
125	25.J053.C	25.J053	3	25.000	500	77	680	380	500	75
	25.J054.C	25.J054	4	25.000	500	77	680	380	500	75
	25.J065.C	25.J065	5	25.000	600	77	780	380	500	75
	25.J0756.C	25.J0756	6	25.000	750	77	930	380	500	75
250	25.J063.C	25.J063	3	25.000	600	77	780	380	500	75
	25.J064.C	25.J064	4	25.000	600	77	780	380	500	75
	26.J0755.C	26.J0755	5	26.000	750	94	930	380	500	75
	26.J0856.C	26.J0856	6	26.000	850	94	1030	380	500	75
500	26.J0753.C	26.J0753	3	26.000	750	94	930	380	500	75
	26.J0754.C	26.J0754	4	26.000	750	94	930	380	500	75
	27.J0855.C	27.J0855	5	27.000	850	123	1050	380	500	105
	27.J106.C	27.J106	6	27.000	1000	123	1200	380	500	105
1000	27.J0753.C	27.J0753	3	27.000	750	123	950	380	500	105
	27.J0854.C	27.J0854	4	27.000	850	123	1050	380	500	105

Light crane systems

We reserve the right for technical amendments without obligation.
The product pictures and drawings depicted in this catalogue do not always reflect all available sizes.